

SPECTRUM

2

# Social Studies



بِسْمِ اللَّهِ الرَّحْمَنِ الرَّحِيمِ

In the Name of Allah, the Most Gracious, the Most Merciful

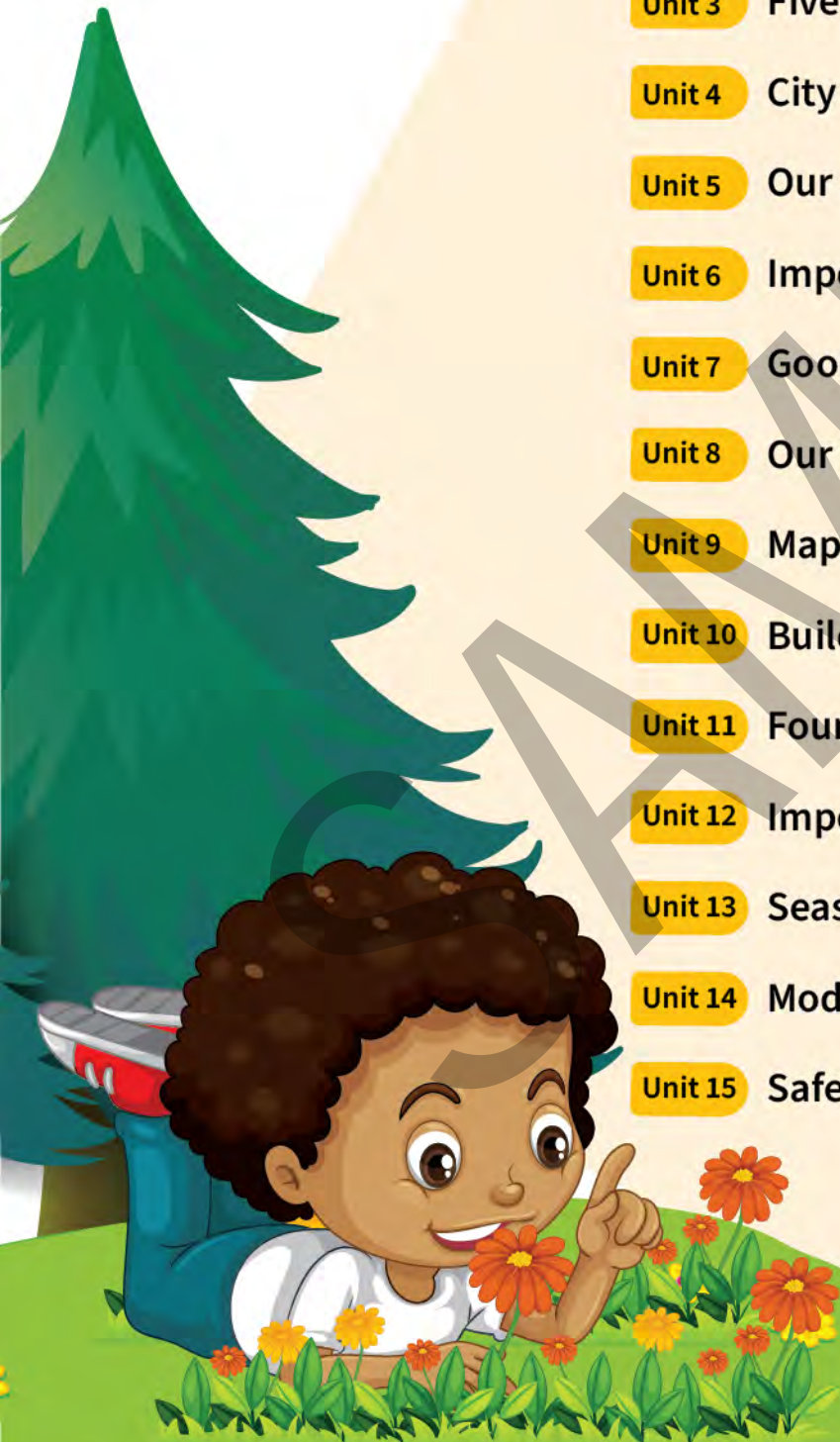
# SPECTRUM Social Studies

2



# CONTENTS

Unit 1	Introducing Myself	5
Unit 2	I Love My Family	9
Unit 3	Five Senses	13
Unit 4	City and Village Life	18
Unit 5	Our Country	23
Unit 6	Important Places Around Us	28
Unit 7	Good Behaviour	33
Unit 8	Our Festivals	38
Unit 9	Maps and Directions	43
Unit 10	Building a House	48
Unit 11	Founder of Pakistan	52
Unit 12	Importance of Water and Air	57
Unit 13	Seasons	62
Unit 14	Modern Transportation	67
Unit 15	Safety	72



# Unit 9

# Maps and Directions



## Student Learning Outcomes

By the end of this unit, the students should be able to:



## Social Development

- i recognize the importance of maps.
- ii describe the different types of maps.
- iii explain that directions help us to reach a place.



## Activities

- i Sing the poem (given on page no. 45) with students in chorus.
- ii Divide the students into two groups, A and B. Organize a competition inside the classroom. Call one student from a group. Blindfold him/her. Ask one student of the opponent group to stand anywhere inside the classroom. With the help of his/her group mates, the first student will find the other student. Check that they use the directional words in the process, like:
  - Turn left
  - Turn right
  - Go forward
  - Move backward

## Performance



Excellent



Good



Satisfactory



Poor

Ahmed is very excited today. He learns to draw maps in his class. His teacher tells the class how maps help people locate a place. Now, Ahmed wants to draw the way to reach his home from school. When he goes back home and gets free after lunch, he gladly does mapping of the way with the help of his mother.

Let's learn more about maps and understand what directions are.

### Map

We cannot draw huge things such as streets, buildings, rivers or mountains on paper. So, we need a map to show their location in a smaller size.

There are many types of maps. Some maps show what part of the Earth has water and what part has land.

Like maps, directions also help us.

### Directions

Directions are the ways in which someone or something moves. They are used to express the location of a place or thing.

Right, left, up, down, forward and backward show directions. We call them directional words. There are other words for showing directions such as between, opposite, front and behind.



We can find the location of an object or place by knowing directions. Directions also help us remember the location of a visited place.



## Activity

### Are you ready?

Jump to the left,  
Jump to the right,  
Jump forward,  
And jump back.

Jump to the left,  
Jump to the right,  
Jump forward,  
And jump back.

Turn around and touch the ground,  
Turn to the left and turn to the right.  
Turn around and touch the ground,  
Turn to the left and turn to the right.

Sit down and stand up,  
Jump up and down and clap your hands.  
Sit down and stand up,  
Jump up and down and clap your hands.



## Learn More

We can find four directions with the help of the Sun. These are east, west, north and south.



## Review Time

- Maps and directions are very useful for us.
- A map shows a smaller image of things present on the Earth.
- Directions help us reach a location easily.

## Lesson for Us

We should know the address of our home and the directions that lead towards it.



### A Answer the following questions.

1. What is a map?

Answer: \_\_\_\_\_

2. How do directions help us?

Answer: \_\_\_\_\_

3. What are the directional words?

Answer: \_\_\_\_\_

4. Describe the things in your house using directional words.

Answer: \_\_\_\_\_

**B** Write down the names of the places near your home in the appropriate directions.

school

hospital

bank

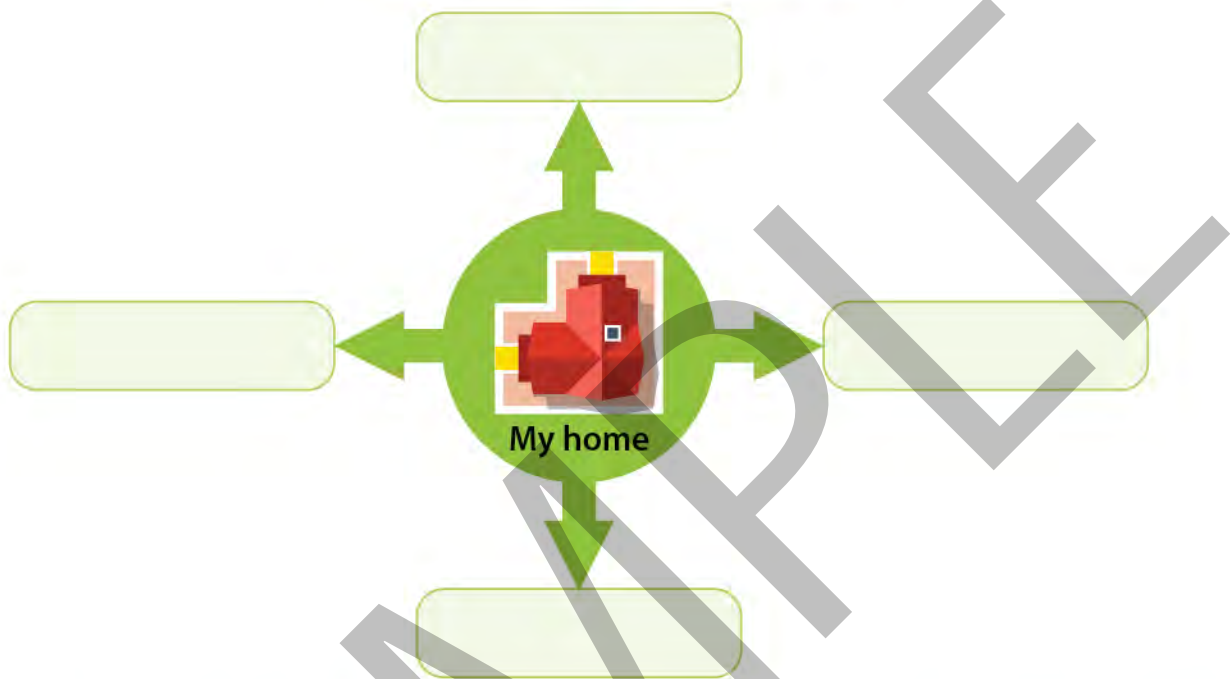
park

market

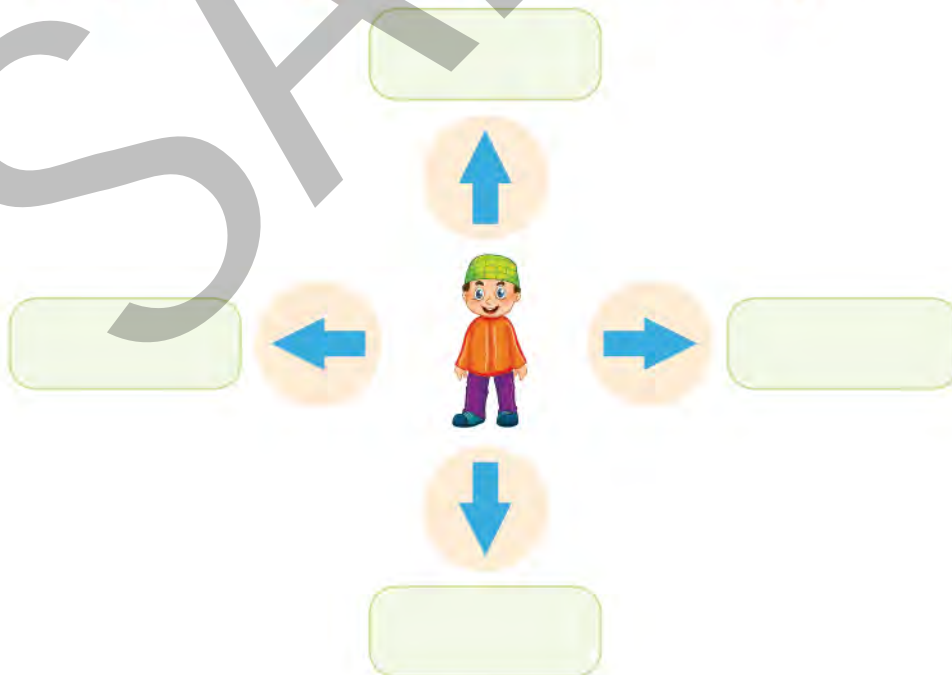
Masjid

post office

bus stand



**C** Write the names of objects or people present in the following directions (assuming yourself in the middle).





# SPECTRUM Social Studies

## 2

**Spectrum Social Studies** series is based on the curriculum designed by the Federal Ministry of Education, Government of Pakistan.

The series with its focused content, easy language and colourful illustrations, proceeds from one level to the next in a very logical and coherent manner. The units have been designed in accordance with young children's mental level and developing personalities. Social development of each student is intended besides their exposure to information. Various activities have been added, with seasoned teachers' guidance, to keep the students engaged in a lively manner. At the end of each unit, pupils are challenged to answer some questions to assess what they have learnt and gained from the knowledge shared in the unit.

